

AERC 2004 General Membership Survey 10/10/04

Part I- General Demographic Information

1. What is your age?		Number of Responses	Response Ratio
1.Under 18		10	0.7%
2.19 to 25		32	2.1%
3.26 to 35		111	7.3%
4.36 to 45		369	24.1%
5.46 to 55		599	39.2%
6.56 to 65		329	21.5%
7.Over 65		79	5.2%
Total		1529	100%

2. What is your gender?		Number of Responses	Response Ratio
1.Male		309	20.2%
2.Female		1217	79.8%
Total		1526	100%

3. Membership Type:		Number of Responses	Response Ratio
1.Single		918	59.9%
2.Family		614	40.1%
Total		1532	100%

4. What is the gender of the family members?						
Rating Scale	1	2	3	4	5	6
	1	2	3	4	5	6 or more
Number of Males	643 63%	105 10%	40 4%	6 1%	2 0%	1 0%
Number of Females	612 60%	187 18%	52 5%	4 0%	2 0%	2 0%
Total Number of Responses 1013						

5. What is the Age of the other member(s)? (check all that apply)	Number of	Response Ratio
---	-----------	----------------








1.Under 18		217	27.4%
2.19 to 25		83	10.5%
3.26 to 35		74	9.3%
4.36 to 45		148	18.7%
5.46 to 55		291	36.7%
6.56 to 65		166	21.0%
7.Over 65		58	7.3%
Total		792	100%







6. How long have you been a member?		Number of Responses	Response Ratio
1.Less than 2 years		211	13.8%
2.2 to 5 years		423	27.7%
3.5 to 10 years		352	23.0%
4.10 to 15 years		229	15.0%
5.15 to 20 years		160	10.5%
6.over 20 years		153	10.0%
Total		1528	100%






7. What is your highest education level reached?		Number of Responses	Response Ratio
1.High School		176	11.6%
2.Jr College		180	11.8%
3.College		613	40.2%
4.Graduate School		361	23.7%
5.Professional School		193	12.7%
Total		1523	100%








8. What is your marital status?		Number of Responses	Response Ratio
1.Single		144	9.4%
2.Married		1134	74.4%
3.Divorced		138	9.0%
4.Widowed		21	1.4%
5.Committed Relationship		88	5.8%
Total		1525	100%




9. What best describes your occupation?		Number of Responses	Response Ratio
---	--	---------------------	----------------



1.Self Employed		396	26.1%
2.Professional- Doctor, lawyer, vet, etc		401	26.4%
3.Part time work		59	3.9%
4.Student		33	2.2%
5.Retired		178	11.7%
6.Employee at medium/large company		233	15.3%
Other, Please specify		220	14.5%
Total		1520	100%

10. What is your combined household income?		Number of Responses	Response Ratio
1.Less than \$25,000		59	4.1%
2.\$25,000 to \$50,000		210	14.7%
3.\$50,000 to \$75,000		317	22.1%
4.\$75,000 to \$100,000		326	22.7%
5.\$100,000 to \$150,000		291	20.3%
6.Above \$150,000		230	16.1%
Total		1433	100%

11. Which best describes where you live?		Number of Responses	Response Ratio
1.City		96	6.3%
2.Suburbs		259	16.9%
3.Rural		953	62.2%
4.Small town		192	12.5%
Other, please specify		31	2.0%
Total		1531	100%




12. What AERC region do you live in?		Number of Responses	Response Ratio
1.Central		151	9.9%
2.Midwest		133	8.7%
3.Mountain		110	7.2%
4.Northeast		207	13.5%
5.Northwest		184	12.0%
6.Pacific South		119	7.8%
7.Southeast		208	13.6%





8.Southwest		86	5.6%
9.West		310	20.3%
10.Other		21	1.4%
Total		1529	100%


13. Have you ever sustained a serious injury during training or competition?		Number of Responses	Response Ratio
Yes		522	34.3%
No		1000	65.7%
Total		1522	100%






Horse Information

14. How many Horses / Equines do you own?								
Rating Scale	1 1	2 2	3 3	4 4	5 5	6 6-10	7 10-20	8 more than
Number of Equines	170 11%	293 19%	255 17%	184 12%	168 11%	297 20%	104 7%	43 3%
Total Number of Responses 1514								

15. Are you planning on buying a new Endurance horse in the next 18 months?		Number of Responses	Response Ratio
1.Yes		226	14.8%
2.No		1019	66.7%
3.Undecided		282	18.5%
Total		1527	100%

16. If you are going to buy a new horse, how much are you willing to spend?		Number of Responses	Response Ratio
1.Less than \$1,000		63	6.8%
2.\$1000 to \$2,500		354	38.0%
3.\$2,500 to \$5,000		429	46.1%
4.Over \$5,000		85	9.1%
Total		931	100%

17. What is your horseshoeing preference for endurance riding? Check all that apply:		Number of Responses	Response Ratio
1.Barefoot		185	12.2%

2.Steel Shoes		1225	80.6%
3.Other shoes (Aluminum, titanium)		148	9.7%
4.Alternative materials (Sneakers, Plastic, Slypner)		188	12.4%
5.Natural Balance		184	12.1%
Other, please specify		133	8.8%
Total		1519	100%







18. What breed of equines do you primarily use, or have used, for endurance riding?








Rating Scale	1 Primary horse / first choice	2 Secondary horse / second	3 My favorite breed
Arabian	1145 75%	315 21%	492 32%
Part Arabian	297 19%	440 29%	69 5%
Appaloosa	34 2%	44 3%	26 2%
Mustang	40 3%	76 5%	35 2%
Morgan	43 3%	54 4%	26 2%
Thoroughbred	31 2%	26 2%	21 1%
Pony	7 0%	9 1%	0 0%
Mule	16 1%	19 1%	8 1%
Gaited Horse	60 4%	71 5%	30 2%
Quarter Horse	24 2%	37 2%	18 1%
Icelandic	1 0%	2 0%	0 0%
Grade	37 2%	35 2%	8 1%






Other	35 2%	40 3%	22 1%
-------	----------	----------	----------

Total Number of Responses 1526

General Rider Preferences

19. How long have you been riding horses?		Number of Responses	Response Ratio
1. Less than 5 years		51	3.3%
2. 5 to 10 years		110	7.2%
3. 10 to 15 years		137	9.0%
4. 15 to 25 years		242	15.8%
5. over 25 years		984	64.4%
6. I don't ride		5	0.3%
Total		1529	100%

20. At what age did you begin long distance riding?		Number of Responses	Response Ratio
1. 5 to 18 years		164	10.7%
2. 19 to 30		286	18.7%
3. 31 to 40		497	32.5%
4. 41 to 50		394	25.8%
5. 51 to 60		150	9.8%
6. No, I don't do distance riding		14	0.9%
7. I plan to begin distance riding		24	1.6%
Total		1529	100%

21. How long is your competition season each year?		Number of Responses	Response Ratio
1. 0 to 3 months		74	4.9%
2. 4 to 6 months		373	24.7%
3. 6 to 9 months		652	43.2%
4. all year round		385	25.5%
5. I don't ride		26	1.7%
Total		1510	100%

22. In how many AERC sanctioned rides do you participate in each year?		Number of Responses	Response Ratio
--	--	---------------------	----------------

1.1 to 3		363	24.6%
2.4 to 6		588	39.8%
3.7 to 10		300	20.3%
4.more than 10		225	15.2%
Total		1476	100%

23. At what distance or ride type do you most often participate in?

Rating Scale	1 Never	2 Rarely (1-2 times per	3 Frequently	4 My favorite
Non sanctioned Fun Rides	552 37%	315 21%	116 8%	19 1%
Limited Distance (25-35 miles)	160 11%	571 38%	414 27%	185 12%
50 miles	128 8%	278 18%	634 42%	448 30%
100 miles	464 31%	332 22%	99 7%	137 9%
Multi-day rides	312 21%	386 26%	197 13%	232 15%
FEI- International rides	728 48%	132 9%	29 2%	16 1%

Total Number of Responses 1509

24. What equine related clubs or organizations do you belong to other than the AERC?

Total Number of Responses 1225

25. To what equine publications do you subscribe and/or read on a regular basis?



Total Number of Responses 1230








26. What interests you about organized distance riding?






Rating Scale	1 No interest	2 Mild Interest	3 Medium Interest	4 High Interest	5 The Best!
--------------	------------------	--------------------	----------------------	--------------------	----------------










Just having fun	10 1%	22 1%	89 6%	653 43%	731 48%
Horse camping	35 2%	126 8%	326 21%	597 39%	358 24%
Completion-logging miles	47 3%	122 8%	285 19%	650 43%	367 24%
Winning	327 21%	489 32%	357 23%	155 10%	81 5%
Top Ten	161 11%	425 28%	401 26%	334 22%	106 7%
Best Condition	103 7%	291 19%	358 24%	359 24%	329 22%
Regional Awards	281 18%	414 27%	388 25%	260 17%	72 5%
National Awards	376 25%	475 31%	314 21%	168 11%	62 4%
International competition	775 51%	325 21%	134 9%	93 6%	29 2%













Total Number of Responses 1523



27. Are any other of the clubs or organizations you belong to focused on trails development or preservation for equine use?		Number of Responses	Response Ratio
Yes		817	57.2%
No		611	42.8%
Total		1428	100%

28. What other equine disciplines are you interested in?		Number of Responses	Response Ratio
1.Showing		179	12.6%
2.Jumping		228	16.1%
3.Dressage		576	40.6%
4.Combined Training		188	13.2%
5.Roping		37	2.6%
6.Cutting		87	6.1%
7.Reining		117	8.2%

8.Driving		221	15.6%
9.Trail Riding		1161	81.8%
10.Mounted Drill Team		93	6.5%
11.Team Penning		132	9.3%
Other, please specify		240	16.9%
Total		1420	100%

29. Are you involved in any of the following professional equine fields?		Number of Responses	Response Ratio
1.Breeding		325	49.0%
2.Horse Training		302	45.6%
3.Rider Training		169	25.5%
4.Horse buying/selling		224	33.8%
5.Equine related product mfg.		46	6.9%
6.Equine related product sales		89	13.4%
7.Equine veterinary medicine		90	13.6%
8.Endurance specific business or services		79	11.9%
Other, please specify		143	21.6%
Total		663	100%

30. Which equipment do you use while training and competing?		Number of Responses	Response Ratio
1.Helmet		1406	92.6%
2.Heart Rate Monitor		1000	65.9%
3.GPS		539	35.5%
4.Cell Phone / Radio		852	56.1%
5.Horse Temperature monitor		77	5.1%
6.Splint boots / leg protection		713	47.0%
7.Portable fencing / corral		966	63.6%
8.Camelback / backpack		400	26.4%
9.Breast Collar		1296	85.4%
10.Crupper		532	35.0%
11.Specific Endurance saddle		1193	78.6%
12.Ice boots		677	44.6%
Total		1518	100%

31. Would you like to see the AERC invest in and own its own National office building?		Number of Responses	Response Ratio
Yes		513	41.3%
No		730	58.7%
Total		1243	100%

32. Approximately how much money do you spend annually on each of the following equine related items?					
Rating Scale	1 Less than \$100	2 \$100 to \$500	3 \$500 to \$1,000	4 \$1,000 to \$5,000	5 More than \$5,000
Feed and grain	26 2%	156 10%	327 22%	768 51%	221 15%
Tack	92 6%	645 43%	456 30%	265 18%	33 2%
Supplements	256 17%	734 49%	347 23%	123 8%	11 1%
Veterinary Care	55 4%	464 31%	518 34%	395 26%	63 4%
Farrier fees	80 5%	243 16%	581 39%	540 36%	38 3%
Equine Insurance	840 56%	131 9%	82 5%	48 3%	11 1%
Ranch / barn equipment	218 14%	434 29%	355 24%	287 19%	136 9%
Total Number of Responses 1506					

AERC Satisfaction

33. Listed Below are some of the services that the AERC provides. Please indicate your degree of satisfaction with each service:					
Rating Scale	1 Satisfied	2 Mildly Satisfied	3 Mildly	4 Dissatisfied	5 No Opinion
Equine Registry	1286 84%	67 4%	6 0%	4 0%	156 10%
Rider Records	1359 89%	107 7%	15 1%	8 1%	35 2%

Point Standings	1271 83%	89 6%	12 1%	7 0%	132 9%
Ride Calendar	1356 89%	121 8%	25 2%	8 1%	11 1%
Ride Results	1283 84%	176 12%	23 2%	8 1%	27 2%
Endurance News overall	1323 87%	161 11%	24 2%	4 0%	4 0%
Rider Education	1019 67%	385 25%	51 3%	22 1%	35 2%
Trails Advocacy	1016 66%	325 21%	60 4%	9 1%	92 6%
Regional Awards	865 57%	236 15%	34 2%	12 1%	331 22%
National Awards	821 54%	211 14%	45 3%	15 1%	381 25%
National Convention	794 52%	220 14%	69 5%	16 1%	369 24%
Drug Testing	852 56%	251 16%	78 5%	47 3%	256 17%
Responsivness to members	1067 70%	221 14%	43 3%	11 1%	151 10%
Board of Directors	895 59%	264 17%	51 3%	22 1%	259 17%
AREC Website	1212 79%	205 13%	22 1%	8 1%	60 4%
AERC office	1070 70%	147 10%	19 1%	1 0%	247 16%
AERC Members Forum	802 52%	218 14%	45 3%	18 1%	386 25%
















Total Number of Responses 1528

34. What should the AERC's priorities be? Please select a priority level for each:

Rating Scale	1 Most Important	2 High Priority	3 Medium Priority	4 Low Priority	5 Don't need to
Local Rides	629 42%	600 40%	199 13%	37 2%	23 2%
Regional Competitions	185 12%	821 54%	377 25%	60 4%	23 2%
National Championship ride	168 11%	648 43%	489 32%	125 8%	38 3%
International / FEI rides	71 5%	376 25%	526 35%	355 23%	131 9%
Limited Distance rides	235 16%	657 43%	423 28%	136 9%	35 2%
Multi-day Rides	287 19%	798 53%	353 23%	30 2%	8 1%
Fun Rides- Beginner events	222 15%	510 34%	441 29%	218 14%	84 6%
Equine Research	548 36%	591 39%	265 18%	65 4%	18 1%
Rider Education	829 55%	542 36%	106 7%	13 1%	6 0%
Trail Advocacy	824 55%	528 35%	117 8%	11 1%	5 0%
Equine Welfare Issues	881 58%	464 31%	127 8%	20 1%	8 1%
Drug Testing	391 26%	606 40%	405 27%	62 4%	18 1%
Awards programs	127 8%	575 38%	604 40%	129 9%	33 2%

National Convention and Trade Show	185 12%	639 42%	523 35%	99 7%	29 2%
Membership Services	528 35%	718 48%	212 14%	15 1%	5 0%
Junior issues	299 20%	672 44%	411 27%	61 4%	27 2%
Assisting Ride Management	604 40%	691 46%	160 11%	16 1%	9 1%
Lowering Costs	316 21%	502 33%	437 29%	138 9%	71 5%
Education of new riders	792 52%	556 37%	121 8%	19 1%	4 0%

Total Number of Responses 1511

35. In addition to paying dues to the AERC, what do you contribute to the sport? (Check all that apply)		Number of Responses	Response Ratio
1.Ride Manager		281	19.4%
2.Ride Worker (pulse, secretary, timer, spotter, etc)		984	68.0%
3.Ride Veterinarian		60	4.1%
4.Rider Crew		959	66.3%
5.Convention attendee		600	41.5%
6.Convention volunteer		53	3.7%
7.Voting Member		1085	75.0%
8.Board of Directors		30	2.1%
9.Committee Member		86	5.9%
10.Publicity		83	5.7%
11.Membership recruiting		431	29.8%
12.Financial Support		128	8.9%
13.Educational clinic / speaker		119	8.2%
14.Contributing author to Endurance News		87	6.0%
15.Trails construction / volunteer		538	37.2%








Other, Please Specify		112	7.7%
Total		1446	100%





36. What changes in the sport have you noticed in recent years regarding:






Rating Scale	1 Improvement	2 No Change	3 Deterioration
Equine Fitness	1071 75%	282 20%	30 2%
Equine nutrition	1253 88%	147 10%	5 0%
Riding skills	570 40%	707 50%	83 6%
Apparel	1006 71%	371 26%	8 1%
Riding Tack	1176 83%	219 15%	4 0%
Training Techniques	865 61%	451 32%	34 2%
Number of Rides	724 51%	441 31%	182 13%
Quality of Rides	745 52%	543 38%	70 5%
Competition	667 47%	604 42%	64 4%
Ride Management	794 56%	546 38%	24 2%
Veterinary Judging	839 59%	476 33%	48 3%
Rider Knowledge- Entry Level	449 32%	738 52%	154 11%
Rider Knowledge- Top Level	799 56%	490 34%	39 3%

Trails - quantity and quality	494 35%	563 40%	295 21%
Awareness- welfare of the horse	1093 77%	250 18%	57 4%

Total Number of Responses 1423

37. Where would you prefer the Annual Convention be held?		Number of Responses	Response Ratio
1.2-3 years in the west, then rotate 1 year		331	21.8%
2.In the West every year- one location		182	12.0%
3.In the middle of the country every year- one location		65	4.3%
4.In the East every year- one location		4	0.3%
5.Rotate locations every year		600	39.5%
6.No Preference		283	18.6%
Other, Please Specify		55	3.6%
Total		1520	100%

38. What is your overall impression of the National Office and the service it provides members?		Number of Responses	Response Ratio
1.Very favorable		747	49.0%
2.Favorable		557	36.5%
3.Unfavorable		2	0.1%
4.No Opinion		219	14.4%
Total		1525	100%

39. How satisfied are you with the leadership of the AERC (officers, Board of Directors, and committees)?		Number of Responses	Response Ratio
1.Very satisfied		486	31.8%
2.Satisfied		780	51.1%
3.Unsatisfied		16	1.0%
4.Needs Improvement		59	3.9%
5.No Opinion		185	12.1%
Total		1526	100%

40. What suggestions can you make for improving membership services?

Total Number of Responses 361

41. What suggestions can you make for improving and promote the long term health of the AERC?

Total Number of Responses 566








On the Road






42. What brand of Truck is your primary towing vehicle?		Number of Responses	Response Ratio
1.Chevy/GMC		391	26.1%
2.Dodge		366	24.4%
3.Ford		682	45.5%
4.Other		60	4.0%
Total		1499	100%






43. What size is your primary truck?		Number of Responses	Response Ratio
1.compact truck or car		32	2.2%
2.1/2 ton		139	9.4%
3.3/4 ton		704	47.4%
4.1 ton		513	34.6%
5.Commercial Grade (F450/550, etc)		52	3.5%
6.Small Semi (Freightliner, F750, Topkick, etc)		44	3.0%
Total		1484	100%




44. How many horse trailers do you own?		Number of Responses	Response Ratio
1.1		963	65.3%
2.2		435	29.5%
3.3 or more		77	5.2%
Total		1475	100%

45. What type of horse trailer do you use most frequently?		Number of Responses	Response Ratio
1.lightweight- (Brenderup, etc)		16	1.1%






2.Bumper pull- small 2 horse straight load		243	16.3%
3.Bumper pull- medium 2/3 horse slant load		429	28.8%
4.Bumper pull- large (4 or more, long stock trailer)		84	5.6%
5.Gooseneck- medium 2/3 horse slant load		277	18.6%
6.Gooseneck- large (4 or more, long stock trailer)		95	6.4%
7.Living quarters- medium (2/3 horse, moderate size)		218	14.6%
8.Living quarters- large (3/4 horse, large size)		128	8.6%
Total		1490	100%







46. How far in miles will you normally drive to do an endurance ride?		Number of Responses	Response Ratio
1.Less than 50		31	2.0%
2.50 to 100		178	11.7%
3.100 to 250		664	43.5%
4.250 to 500		553	36.2%
5.more than 500		100	6.6%
Total		1526	100%

47. How frequently do you purchase a new truck?		Number of Responses	Response Ratio
1.Every year		3	0.2%
2.Between 2 and 3 years		54	3.7%
3.Between 3 and 5 years		252	17.2%
4.Between 5 and 7 years		637	43.4%
5.I don't buy new trucks		522	35.6%
Total		1468	100%

48. If you are going to buy another truck, how much are you planning on spending?		Number of Responses	Response Ratio
1.used truck- less than \$10,000		100	7.9%
2.used truck- less than \$30,000		441	34.7%
3.new truck- less than \$40,000		420	33.0%





4.new truck- more than \$40,000		310	24.4%
Total		1271	100%




49. How frequently do you buy a new horse trailer?		Number of Responses	Response Ratio
1.Less than 3 years		14	1.0%
2.3 to 5 years		111	7.7%
3.5 to 7 years		247	17.0%
4.7 to 10 years		371	25.6%
5.More than 10 years		706	48.7%
Total		1449	100%










50. If you are going to buy a horse trailer, how much are you planning on spending?		Number of Responses	Response Ratio
1.used trailer- less than \$5,000		116	9.8%
2.used trailer- less than \$15,000		260	22.0%
3.new trailer- less than \$15,000		200	16.9%
4.new trailer- between \$15,000 and \$20,000		204	17.3%
5.new Trailer- between \$20,000 and \$30,000		173	14.6%
6.new Trailer- more than \$30,000		228	19.3%
Total		1181	100%



Part II- AERC Committee and Special Interest questions









Vet Committee: Treatment and injuries





51. Electrolytes- how do you use them? Please check all that apply:		Number of Responses	Response Ratio
1.I don't use electrolytes		49	3.2%
2.I use them for competition only		659	43.3%
3.I use them for both training and competition		727	47.7%
4.I purchase ready to use doses in syringes		568	37.3%






5.I mix my own from commercial products (Enduramax, aculytes, etc)		900	59.1%
6.I mix my own from my own recipe		189	12.4%
7.Whether I use them or not depends on the horse		361	23.7%
Total		1523	100%

52. Has your horse ever sustained a serious (non fatal) injury during training or competition?		Number of Responses	Response Ratio
1.None		711	48.0%
2.Laceration		209	14.1%
3.Hoof Injury		146	9.9%
4.Tendon / ligament injury		470	31.7%
5.deep cut / bleeding		110	7.4%
6.Eye Injury		24	1.6%
7.Tack related injury		142	9.6%
8.Injury due to falling		162	10.9%
Other, Please Specify		95	6.4%
Total		1481	100%





53. Has your horse ever experienced metabolic problems during training or competition?		Number of Responses	Response Ratio
Yes		698	46.2%
No		813	53.8%
Total		1511	100%





54. If Yes, what types of metabolic issues have taken place?		Number of Responses	Response Ratio
1.Failure to recover (Prolonged heart rate post exercise)		229	31.2%
2.tying up		304	41.4%
3.Minor Colic		244	33.2%
4.Major Colic		63	8.6%
5.Thumps		146	19.9%
6.Muscle cramping		222	30.2%
7.Hyperthermia		13	1.8%
Other, Please Specify		101	13.7%
Total		735	100%

55. If your horse has been treated for a metabolic condition in training or competition, which of the following treatments have been administered?		Number of Responses	Response Ratio
1.Injection (Ace, Banamine, Topogesic, etc)		437	76.5%
2.Intravenous fluids		306	53.6%
3.Stomach tubing		178	31.2%
Other, Please Specify		75	13.1%
Total		571	100%




56. Have you ever experienced one of the following major traumas as a result of training or competition?		Number of Responses	Response Ratio
1.Surgery		83	20.1%
2.Serious cut / stitches		129	31.3%
3.Broken bone		217	52.7%
4.Equine Death		35	8.5%
Other, Please Specify		95	23.1%
Total		412	100%





Junior Committee: Information



57. How many juniors (that ride) are in your household?		Number of Responses	Response Ratio
1.1		157	80.1%
2.2		30	15.3%
3.3		7	3.6%
4.4		2	1.0%
5.5 or more		0	0.0%
Total		196	100%






58. What is the primary type of ride that your junior(s) compete in?		Number of Responses	Response Ratio
1.Limited distance		120	58.3%
2.50 miles		75	36.4%
3.100 miles		2	1.0%
4.Multi-day rides		9	4.4%
Total		206	100%







59. How many miles per year does your junior(s) ride?		Number of Responses	Response Ratio
---	--	---------------------	----------------

1.Less than 150 miles		113	58.9%
2.150 to 500 miles		66	34.4%
3.More than 500 miles		13	6.8%
Total		192	100%



60. What is the main reason your junior(s) rides?		Number of Responses	Response Ratio
1.For fun		133	67.2%
2.For points		10	5.1%
3.Because parents ride		43	21.7%
4.Because friends ride (either adults or juniors)		12	6.1%
Total		198	100%



61. Should the AERC have an age restriction for junior riders?		Number of Responses	Response Ratio
Yes		570	52.7%
No		511	47.3%
Total		1081	100%






62. If yes to age restriction, what should it be?		Number of Responses	Response Ratio
1.At least 5 years old		79	13.5%
2.At least 6 years old		59	10.1%
3.At least 7 years old		94	16.1%
4.At least 8 years old		188	32.1%
5.More than 8 years old		165	28.2%
Total		585	100%



63. How many miles does your junior have?		Number of Responses	Response Ratio
1.Less than 250		118	60.8%
2.250 to 500		32	16.5%
3.500 to 750		15	7.7%
4.750 to 1000		6	3.1%
5.More than 1000		18	9.3%
6.More than 5000		5	2.6%
Total		194	100%



Limited Distance Committee: Preferences





64. Should Limited Distance rides have the exact same rules as endurance rides? IE- Completion time at time of finish, finish criteria 68 in 1 hour, same BC award, etc.		Number of Responses	Response Ratio
Yes		650	44.3%
No		816	55.7%
Total		1466	100%

65. Should Limited distance lifetime mileage be combined with Endurance lifetime mileage, making one pool of total lifetime mileage?		Number of Responses	Response Ratio
Yes		786	53.7%
No		679	46.3%
Total		1465	100%



66. How should LD ride results be reported and published?		Number of Responses	Response Ratio
1.By fastest ride time		656	44.9%
2.In alphabetic order, ride times included		291	19.9%
3.In alphabetic order, no ride times		220	15.0%
4.By ride manager's discretion		227	15.5%
Other, please specify		68	4.7%
Total		1462	100%






67. Should LD rides award completion only (regardless of time for completion)?		Number of Responses	Response Ratio
Yes		677	47.0%
No		763	53.0%
Total		1440	100%










68. How do you feel Best Condition should be handled on LD rides?		Number of Responses	Response Ratio
1.Exactly the same as endurance-(AERC form: top 10 ride time, weight, vet score)		621	42.7%
2.Modified AERC: Use weight and vet score only		181	12.4%

3.Use horse excellence award (or the equivalent, no AERC form)		172	11.8%
4.All AERC sanctioned LD rides should be required to provide a standard AERC BC award		160	11.0%
5.The BC award at LD rides should be left to the discretion of the ride mgr		241	16.6%
Other, please specify		79	5.4%
Total		1454	100%



Research Grants Committee: Information

69. Do you feel that the AERC should fund research projects?		Number of Responses	Response Ratio
Yes		1219	82.9%
No		251	17.1%
Total		1470	100%



70. What is your interest level in research?		Number of Responses	Response Ratio
1.Very high		330	22.0%
2.High		564	37.6%
3.Moderate		486	32.4%
4.Low		83	5.5%
5.None at all		38	2.5%
Total		1501	100%




71. What kinds of research would you like to see?		Number of Responses	Response Ratio
1.Equine metabolic		1241	85.9%
2.Equine Safety		685	47.4%
3.Equine Soundness		1016	70.4%
4.Equine Performance		767	53.1%
5.Equine Nutrition		996	69.0%
6.Rider Safety		453	31.4%
7.Products and Equipment		393	27.2%
8.Why horses do not complete rides		792	54.8%
Other, Please Specify		39	2.7%





Total	1444	100%
--------------	-------------	-------------

72. Would you be willing to participate in a research study?		Number of Responses	Response Ratio
Yes		1319	89.7%
No		151	10.3%
Total		1470	100%

Technical Committee: Information

73. Do you use the internet and E-mail? (this survey is also on paper)		Number of Responses	Response Ratio
Yes		1506	98.5%
No		23	1.5%
Total		1529	100%

74. Do you have an E-mail address in the AERC database?		Number of Responses	Response Ratio
1.Yes		1310	85.5%
2.No		43	2.8%
3.Don't Know		180	11.7%
Total		1533	100%

75. How often do you use the AERC Home page / Web site?		Number of Responses	Response Ratio
1.Very frequently		278	18.1%
2.Frequently		783	50.9%
3.Rarely		425	27.6%
4.Never		53	3.4%
Total		1539	100%

76. Which features of the AERC Home page / Web site do you find useful?				
Rating Scale	1 Very useful	2 Somewhat useful	3 Not at all useful	4 Never use
Recent News	509 35%	610 42%	28 2%	200 14%

Endurance News Online- brief version	281 19%	581 40%	86 6%	363 25%
Links to AERC sponsors	408 28%	606 42%	70 5%	249 17%
Members pages for updating your records	723 50%	406 28%	35 2%	183 13%
Ride results, Ride calendar, rider/horse records	1218 84%	162 11%	11 1%	40 3%
Ride Manager's page	310 21%	436 30%	99 7%	457 31%
Online forms	628 43%	417 29%	75 5%	194 13%
Site and Article search	402 28%	502 35%	99 7%	291 20%
Rules, rider handbook, vet handbook	577 40%	453 31%	97 7%	199 14%
Trails information	446 31%	510 35%	117 8%	247 17%
International information	157 11%	317 22%	187 13%	625 43%
Total Number of Responses 1452				

77. What suggestions do you have for improving our Web Site?






Total Number of Responses 244




Media Committee: Information







78. What is your interest level in competing in International / FEI rides?

Number of Responses



Response Ratio

1.I currently compete		73	4.8%
2.I want to, or would, if I had the right horse		367	24.2%
3.I don't want to compete, but want to support International		175	11.5%
4.I have no desire to compete in International		714	47.0%
5.No Opinion		189	12.5%
Total		1518	100%

79. How do you prefer to get information from AERC?		Number of Responses	Response Ratio
1.Endurance News		1195	78.1%
2.AERC Web site		215	14.1%
3.Direct Mailings		120	7.8%
Total		1530	100%



80. Endurance News Magazine-Check all that apply:		Number of Responses	Response Ratio
1.I read it cover to cover every month		974	63.5%
2.I read some articles, but not all		577	37.6%
3.I read ride stories		411	26.8%
4.I read vet and horse conditioning articles		624	40.7%
5.I use the ride Calendar and look at results, points		659	43.0%
6.I frequently look at the want ads		403	26.3%
7.I don't read Endurance News		3	0.2%
Total		1534	100%





Trails Committee: Information

81. Are you a trail volunteer?		Number of Responses	Response Ratio
Yes		653	43.2%
No		860	56.8%
Total		1513	100%








82. Are you aware of the AERC trails grants program?		Number of Responses	Response Ratio
--	--	---------------------	----------------

Yes		720	47.3%
No		802	52.7%
Total		1522	100%

83. Would you be willing to donate help if someone in your area were to organize tail maintenance or work?		Number of Responses	Response Ratio
Yes		1409	93.8%
No		93	6.2%
Total		1502	100%

84. Are there Trails that you use that need work, repair, or expansion?		Number of Responses	Response Ratio
1.Yes		566	38.0%
2.No		289	19.4%
3.Don't know		317	21.3%
If yes, where?		316	21.2%
Total		1488	100%

Education Committee: Information

85. Please indicate which of the following methods of rider/vet education you have used in the past 12 months:		Number of Responses	Response Ratio
1.Endurance news columns		1383	93.4%
2.AERC Website		622	42.0%
3.Convention program		309	20.9%
4.Clinic (not at convention)		381	25.7%
5.Mentor		430	29.0%
6.AERC vet video		61	4.1%
Other, Please Specify		139	9.4%
Total		1481	100%

86. Please indicate how important each of the following education methods is to you:				
Rating Scale	1 Extremely Important	2 Very important	3 Somewhat Important	4 Not at all Important
Endurance News Columns	838 56%	507 34%	143 10%	7 0%

AERC Website	411 27%	512 34%	407 27%	86 6%
Convention program	204 14%	378 25%	465 31%	278 19%
Clinic (not at convention)	227 15%	459 31%	460 31%	182 12%
Mentor	448 30%	394 26%	282 19%	211 14%
AERC Vet video	126 8%	294 20%	388 26%	351 23%
Total Number of Responses 1497				